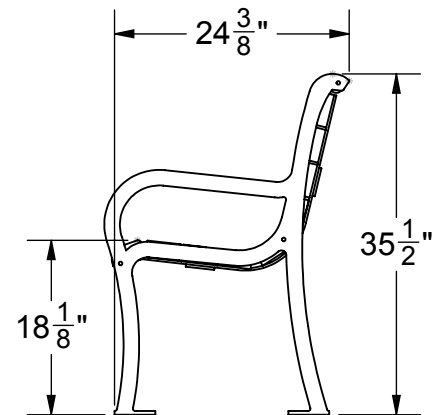
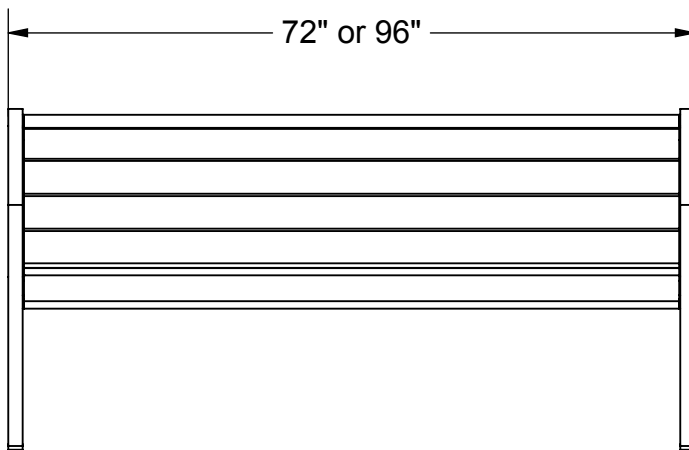


# SITE FURNISHINGS

**MODEL #1400-06**      6 FT. BENCH W/ BACK (378 LBS)  
**MODEL #1400-08**      8 FT. BENCH W/ BACK (425 LBS)

## SPECIFICATIONS:

The end frames are 1-1/2" cast aluminum and the seat frame consist of welded 1-3/8" O.D. steel pipe. The planks are 2" x 4" nominal Recycled Plastic and spaced approximately 1/4" apart. The bench ships assembled with planks already installed.



**Patterson-Williams**

SITE FURNISHINGS

SCALE: N.T.S.

DATE: 6/10/2013

DRAWN: MT

Rev: SS82917

SHEET: 1 of 2

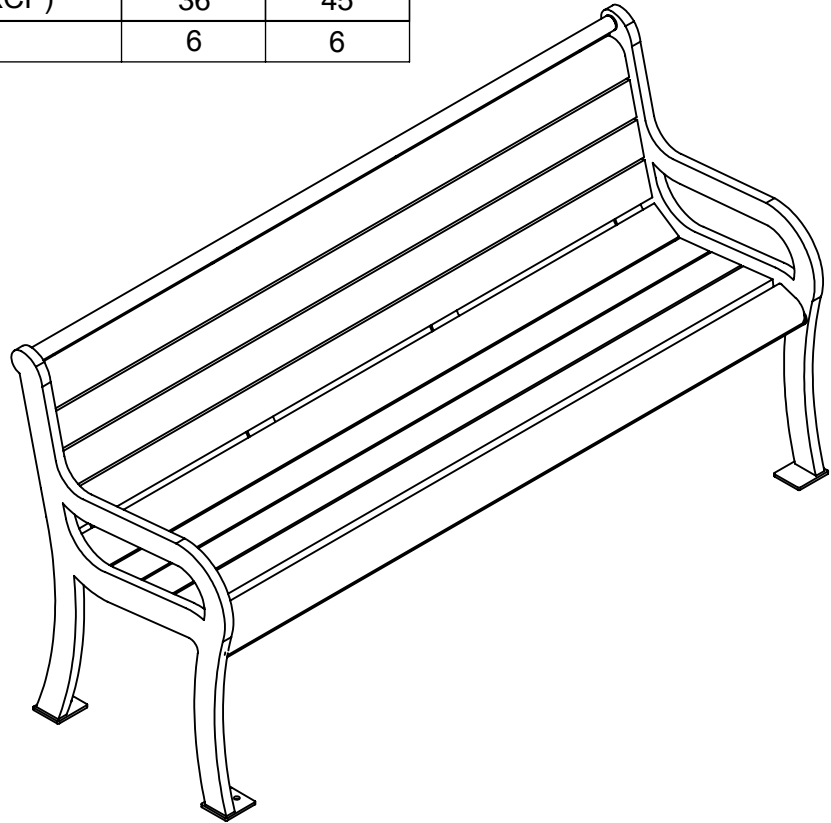
**SPECIFICATION / INSTALLATION INSTRUCTIONS**

**1400-06 & -08**

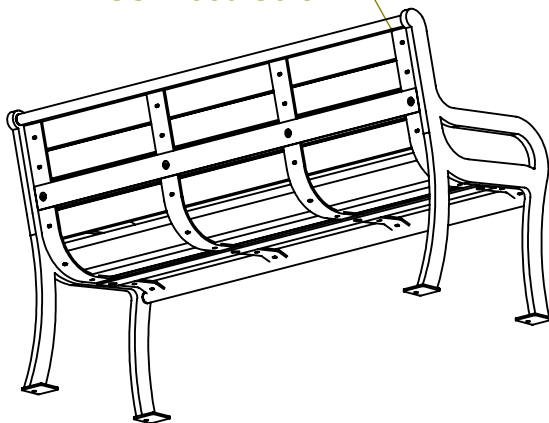
# SITE FURNISHINGS

Use (2) 3/8" x 2-1/2" Button Head Socket Screws and Washers to secure the top of the seat frame to the back of the end frame, and (4) 3/8" x 2-1/2" Button Head Socket Screws and Washers to secure the bottom of the seat frame to the end frame.

Hardware Kit	Qty -06	Qty -08
3/8" x 2-1/2" Button Head Socket Screw	6	6
3/8" x 1" Button Head Barrel Nut	2	2
1/4" x 2-1/2" Stainless Steel Wood Screw(RCP)	4	5
1/4" x 2" Stainless Steel Wood Screw(RCP)	36	45
3/8" Flat Washer	6	6



1/4" x 2"  
SS Wood Screw



SITE FURNISHINGS

SCALE: N.T.S.	<b>SPECIFICATION / INSTALLATION INSTRUCTIONS</b>
DATE: 6/10/2013	
DRAWN: MT	<b>1400-06 &amp; -08</b>
Rev: SS82917	
SHEET: 2 of 2	

# Pick Ticket

Internal use only return to office with packet

Shipping to pull Plank. Fabrication to provide assembled bench if shortages occur notify office immediately.

Hardware Kit	Qty -06	Qty -08
3/8" x 2-1/2" Button Head Socket Screw	6	6
3/8" x 1" Button Head Barrel Nut	2	2
1/4" x 2-1/2" Stainless Steel Wood Screw(RCP)	4	5
1/4" x 2" Stainless Steel Wood Screw(RCP)	36	45
3/8" Flat Washer	6	6

