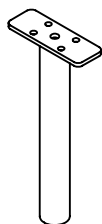
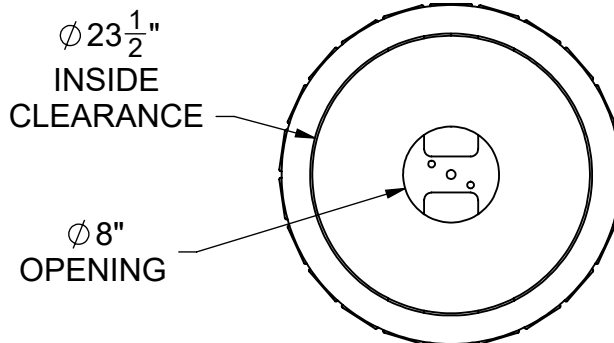
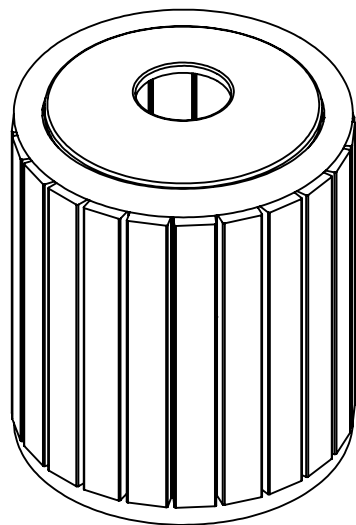
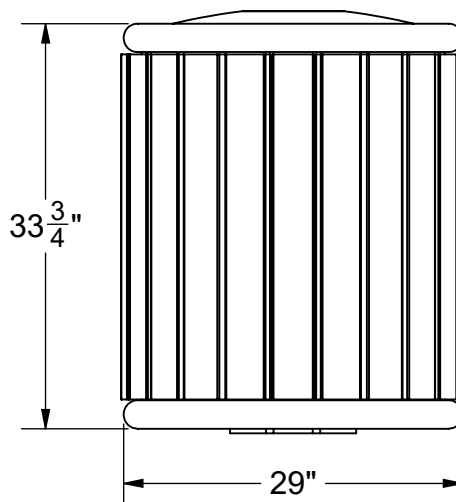


# ROUND STEEL TOP LITTER RECEPTACLE

MODEL #1450-CV 32 GAL. RECEPTACLE W/ RCP PLANKS (193 LBS)  
 MODEL #1450-CV-SH 32 GAL. RECEPTACLE W/ RCP & DOOR (200 LBS)



*Optional In-Ground mount pedestal bolts to bottom of receptacle. Receptacle comes completely assembled. Surface mounting is standard, and hardware to mount is not included.*



## SPECIFICATIONS:

1. FRAME: 2-3/8" O.D. & 1-3/8" O.D. heavy duty steel tube. 2" & 1-1/4" Flat Bar
2. DOOR: 1-1/4" Flat Bar, 1-1/2" x 1-1/2" Angle
3. PLANKS: Recycled 2" x 4" HDPE plastic. (Nominal 1-3/4" x 3-1/2")
4. HARDWARE: All hardware is Stainless Steel.
5. Warranty Period: 3 years.

*(Note: Receptacle may be anchored. Anchoring hardware not included.)*



SITE FURNISHINGS

SCALE: N.T.S.  
 DATE: 7/12/19  
 DRAWN: MT  
 REV: 8/15/19  
 SHEET: 1 of 2

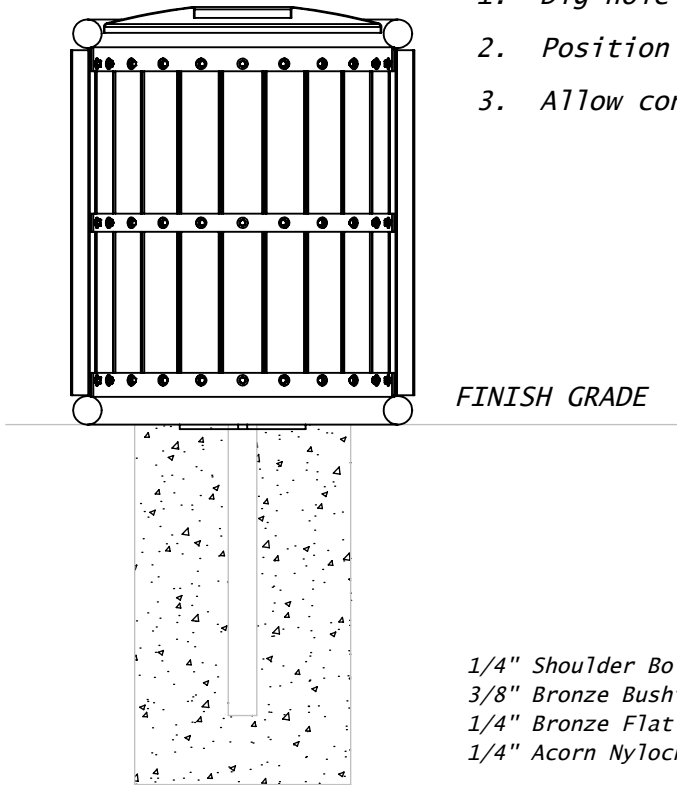
## SPECIFICATION / INSTALLATION INSTRUCTIONS

LITTER RECEPTACLE

**1450-CV & 1450-CV-SH**

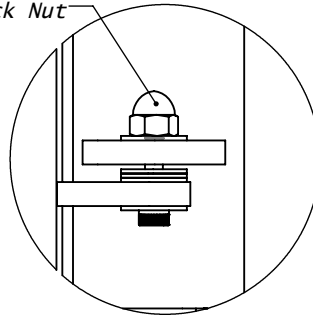
# M1 MOUNT INSTALLATION INSTRUCTIONS:

1. Dig hole per footing detail. Pour concrete to finish grade.
2. Position litter receptacle in footing and brace as needed.
3. Allow concrete to set for 3 days prior to removal of bracing.

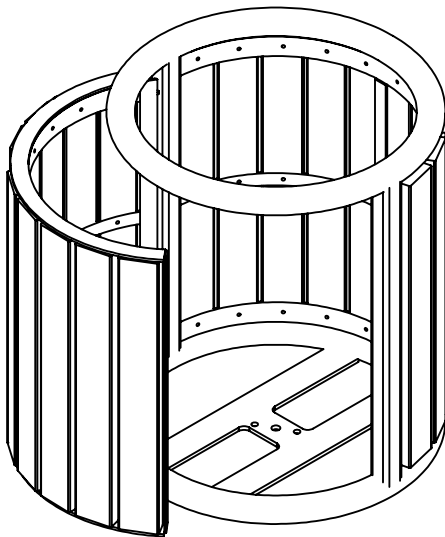


Packing Slip		
Description	Qty	Qty-SH
Frame - Weldment	1	1
Door - Weldment	0	1
Lid	1	1
2" x 4" RCP Planks (28-3/4")	22	11
2" x 4" RCP Planks (27-5/8")	0	9
1/4" X 1-1/2" Wood Screw SS	66	60
HARDWARE for DOOR		
1/4" Shoulder Bolt	0	2
1/4" Bronze Flat Washer	0	10
1/4" Acorn Nylock Nut	0	2
3/8" Bronze Bushing	0	4

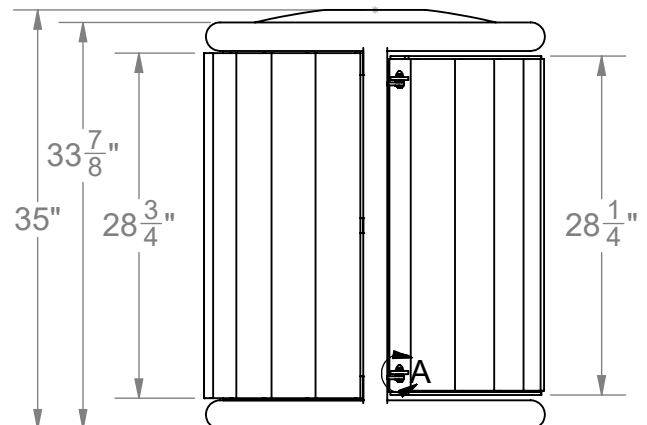
1/4" Shoulder Bolt  
3/8" Bronze Bushing  
1/4" Bronze Flat Washer  
1/4" Acorn Nylock Nut



**DETAIL A**  
BRONZE HINGE  
SYSTEM



**1450-SH**  
RECEPTACLE WITH  
SIDE DOOR OPTION



SITE FURNISHINGS

SCALE: N.T.S.  
DATE: 7/12/19  
DRAWN: MT  
REV: 8/15/19  
SHEET: 2 of 2

## SPECIFICATION / INSTALLATION INSTRUCTIONS

LITTER RECEPTACLE

**1450-CV & 1450-CV-SH**