

SITE FURNISHINGS

MODEL 3107-06 - 6FT. STEEL BAR BENCH WITH BACK (220 lbs)

MODEL 3107-08 - 8FT. STEEL BAR BENCH WITH BACK (277 lbs)

SPECIFICATIONS:

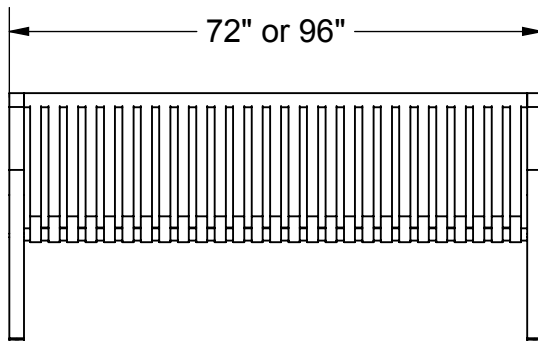
- SEAT:** One piece assembly with 1-1/2" x 1/4" steel bar rolled to form seat and welded to 1-5/8" heavy duty steel underneath and 1-7/8" heavy duty steel tube on top of bench
- END FRAMES:** One piece 3/8" x 2" steel bar rolled and welded to form a durable frame. Weld solid square steel bar (4" long) in location provided. Weld top end frame steel round bar connector.
- HARDWARE:** All hardware is Stainless Steel.
- FINISH:** Super durable polyester powder coat.

3107-06-08	
2	END FRAMES
1	SEAT ASSEMBLY
6	3/8" x 3/8" SET SCREWS

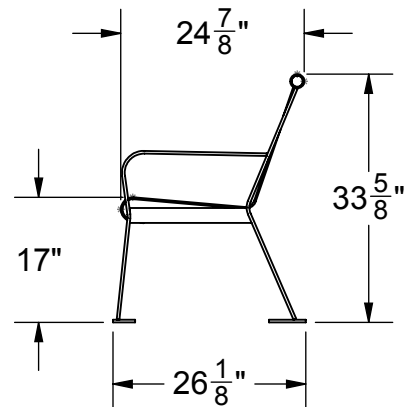
FOR POWDER COAT COLORS SEE
BACK-INSIDE COVER OF
PATTERSON-WILLIAMS CATALOG



3107-06
6' Foot Bench



3107-06
6' Foot Bench



(Note: Bench must be anchored. Anchoring hardware not included.)



SITE FURNISHINGS

DATE: 6/16/15

REV: 2/22/17

DRAWN: MT

SHEET: 1 of 2

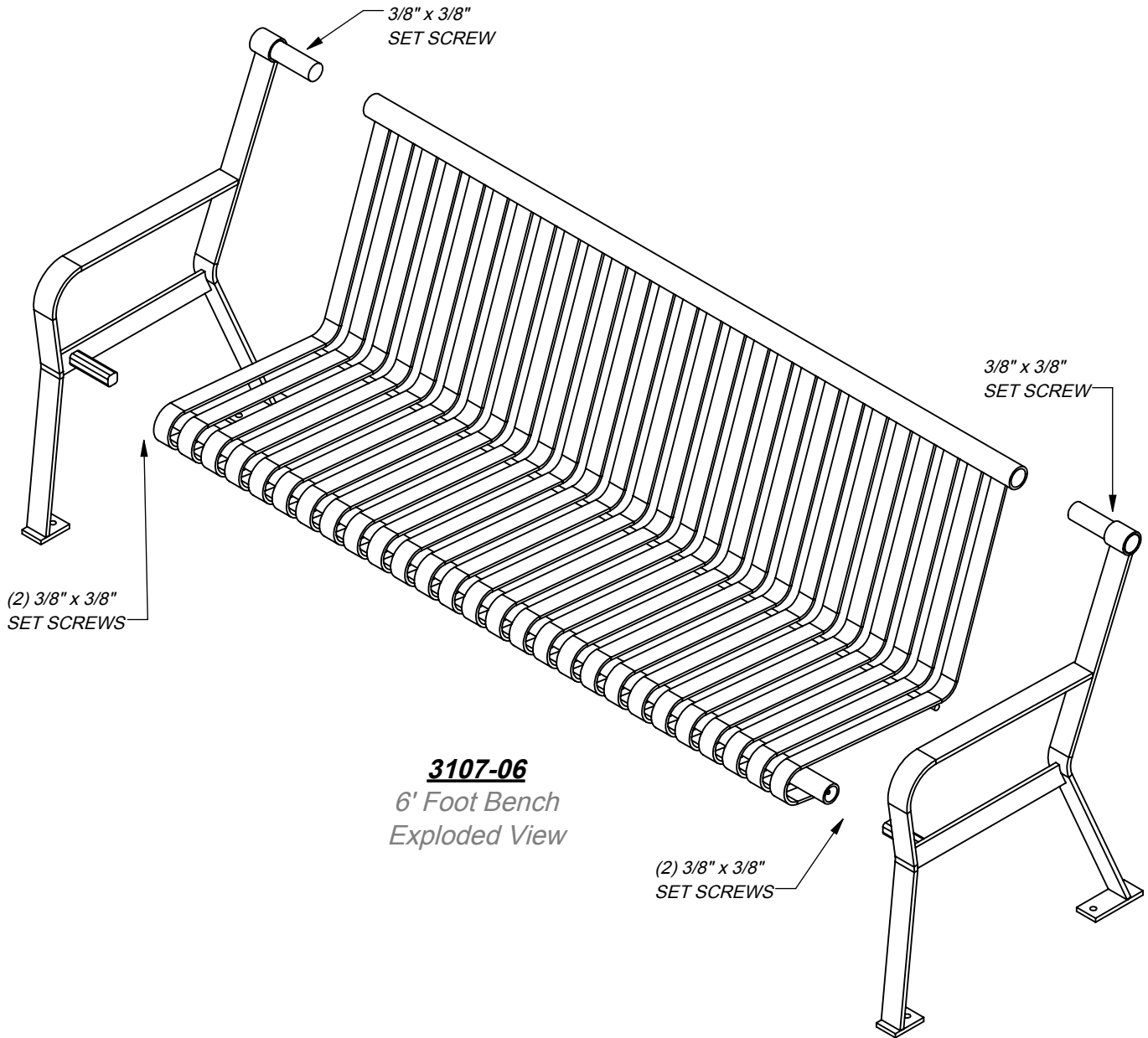
SPECIFICATION / INSTALLATION INSTRUCTIONS

STEEL STRAP BENCH WITH BACK

3107 -06, -08

SITE FURNISHINGS

1. Attach each End Frame and Center Frame to the seat assembly with (6) 3/8" x 3/8" set screws. (Finger Tighten Only)
2. Set bench into final position, align and then tighten all hardware.



(Note: Bench must be anchored. Anchoring hardware not included.)



SITE FURNISHINGS

DATE: 6/16/15	SPECIFICATION / INSTALLATION INSTRUCTIONS
REV: 2/22/17	STEEL STRAP BENCH WITH BACK
DRAWN: MT	
SHEET: 2 of 2	3107 -06, -08