

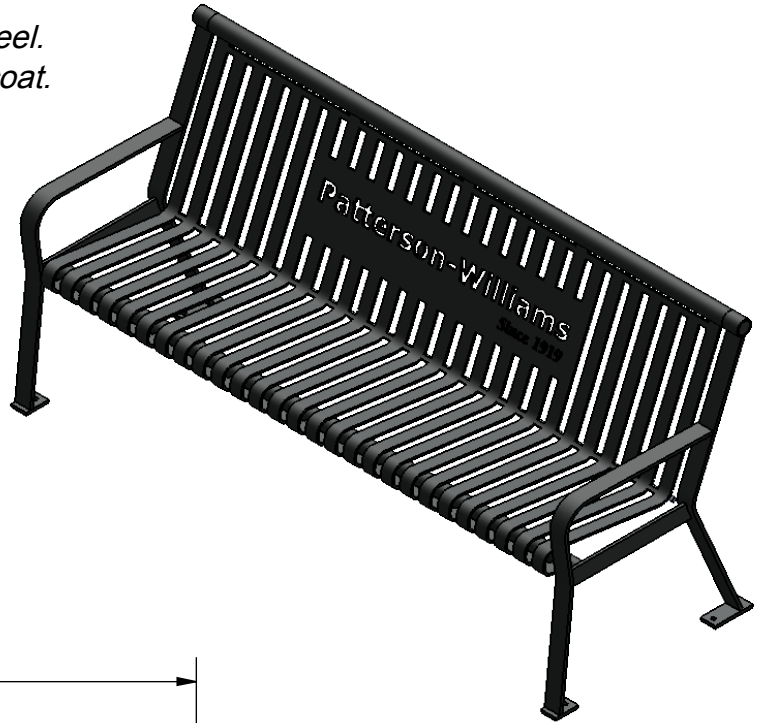
SITE FURNISHINGS

MODEL 3108-06 - 6FT. STEEL SHEET BENCH WITH BACK (230 lbs)

MODEL 3108-08 - 8FT. STEEL SHEET BENCH WITH BACK (285 lbs)

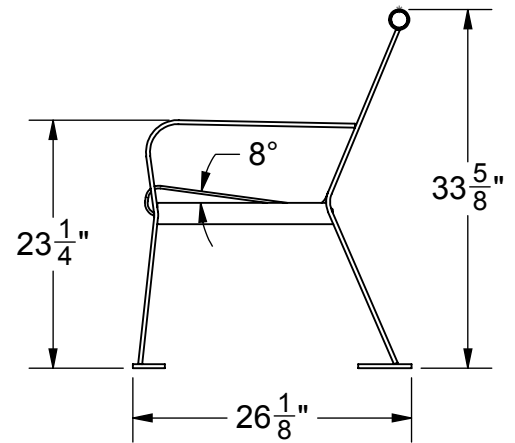
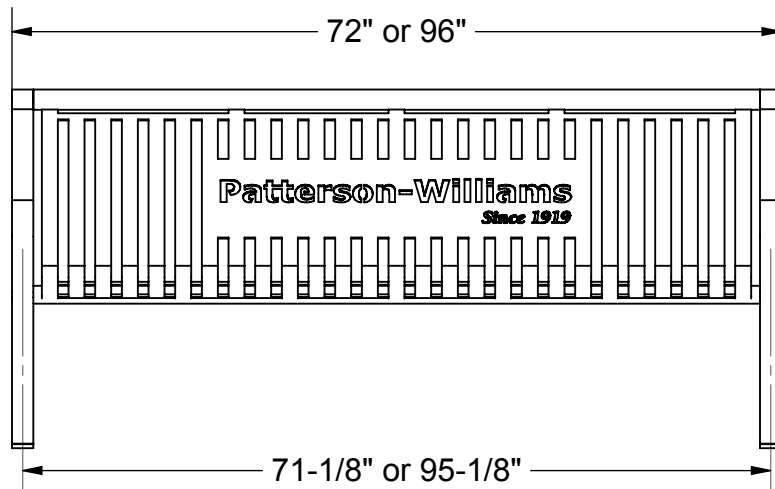
SPECIFICATIONS:

1. **SEAT:** One piece assembly with 3/16" steel sheet rolled to form seat and welded to 1-5/8" heavy duty steel underneath and 1-7/8" heavy duty steel tube on top of bench
2. **END FRAMES:** One piece 3/8" x 2" steel bar rolled and welded to form a durable frame. Weld solid square steel bar (4" long) in location provided. Weld top end frame steel round bar connector.
3. **HARDWARE:** All hardware is Stainless Steel.
4. **FINISH:** Super durable polyester powder coat.



3108-06-08	
2	END FRAMES
1	SEAT ASSEMBLY
6	3/8" x 3/8" SET SCREWS

FOR POWDER COAT COLORS SEE
BACK-INSIDE COVER OF
PATTERSON-WILLIAMS CATALOG



3108-06-08
Steel Sheet Bench
(Patterson Williams) Cutout

(Note: Bench must be anchored. Anchoring hardware not included.)

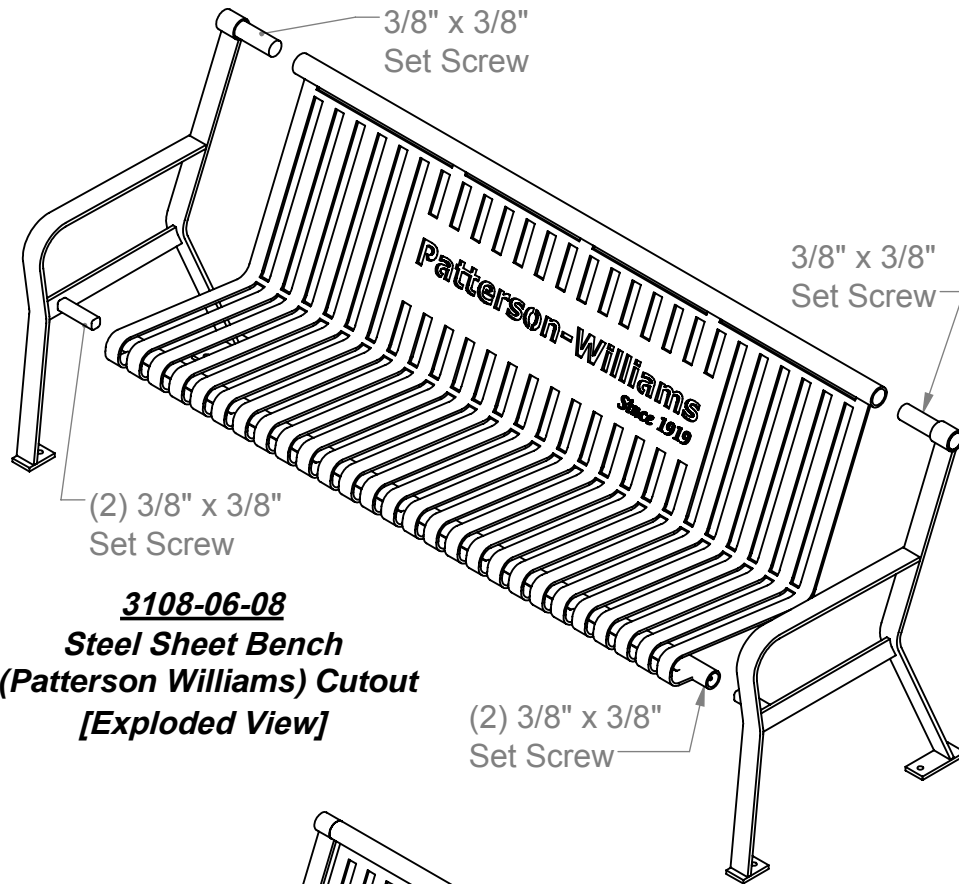


SITE FURNISHINGS

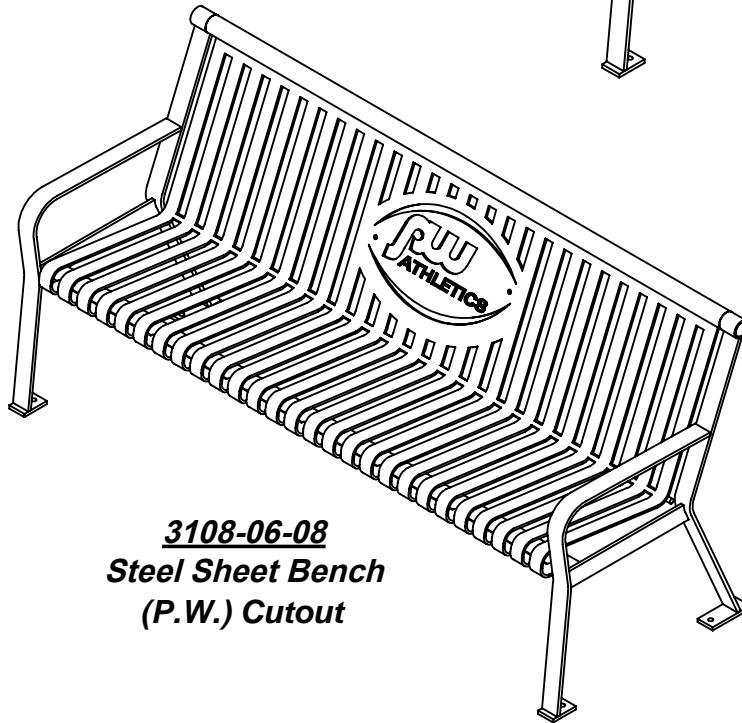
DATE: 8/21/15	SPECIFICATION / INSTALLATION INSTRUCTIONS
REV: SS82217	STEEL STRAP BENCH WITH BACK
DRAWN: MT	
Sheet 1 of 2	3108 -06, -08

SITE FURNISHINGS

1. Attach each End Frame to the seat assembly with (6) 3/8" x 3/8" set screws. (Finger Tighten Only)
2. Set bench into final position, align and then tighten all hardware.



3108-06-08
Steel Sheet Bench
(Patterson Williams) Cutout
[Exploded View]



3108-06-08
Steel Sheet Bench
(P.W.) Cutout

(Note: Bench must be anchored. Anchoring hardware not included.)



SITE FURNISHINGS

DATE: 8/21/15
 REV: SS82217
 DRAWN: MT

SPECIFICATION / INSTALLATION INSTRUCTIONS

STEEL STRAP BENCH WITH BACK

Sheet 2 of 2

3108 -06, -08

Pick Ticket

Internal use only return to office with packet

Shipping to pull Nothing bench to come from powder coat assembled nothing from fabrication.

If shortage exists in form office immediately.

